



---

ÉCOLE POLYTECHNIQUE

CENTRE NATIONAL DE LA RECHERCHE SCIENTIFIQUE

---

WHEN SHOULD WE STOP EXTRACTING  
NON-RENEWABLE RESOURCES?

Ingmar SCHUMACHER

May 4, 2010

Cahier n° 2010-16

---

DEPARTEMENT D'ECONOMIE

Route de Saclay

91128 PALAISEAU CEDEX

(33) 1 69333033

<http://www.economie.polytechnique.edu/>  
<mailto:chantal.poujouly@polytechnique.edu>

---

# When should we stop extracting non-renewable resources?

INGMAR SCHUMACHER\*

May 4, 2010

---

\*Banque centrale du Luxembourg, 2 boulevard Royal, L-2983 Luxembourg, tel: +352 4774 4560, email: [ingmar.schumacher@bcl.lu](mailto:ingmar.schumacher@bcl.lu).

I am very grateful to two anonymous referees as well as Katheline Schubert for discussions and comments on this article. This article was mostly written during my stay at Ecole Polytechnique Paris. The research presented here does not necessarily reflect the views and opinions of the Banque centrale du Luxembourg.

RUNNING HEAD: When should we stop extracting resources?

Ingmar Schumacher

Banque centrale du Luxembourg

2 boulevard Royal

L-2983 Luxembourg

tel: +352 4774 4560

email: [ingmar.schumacher@bcl.lu](mailto:ingmar.schumacher@bcl.lu).

## **Abstract**

This article analyzes an economy where both non-renewable and a costly energy resource are essential inputs in production. The extraction of the non-renewable resources leads to emissions that increase the probability of a catastrophe. We find that, in contrast to the constant probability case, an endogenous probability of a catastrophe implies that some non-renewable resources might optimally be left in the ground. The larger the effect of the fossil energy use on the probability of a catastrophe the fewer non-renewable resources will be extracted and the earlier should be the switch to the renewable substitute. The richer a country the earlier it should shift to the energy substitute. In the trade-off between higher consumption and a higher probability of a catastrophe, even small probability changes are likely to be more important for the planner than higher consumption.

*Keywords:* non-renewable resources, renewable resources, energy, catastrophes.

# 1 Introduction

In this article we take a step towards answering the following question: Given that the increasing use of polluting non-renewable resources may lead to exceptional disruptions in the global climate, what does this imply for the substitution towards a more costly but non-polluting renewable energy substitute? Specifically, what determines whether we should fully deplete the stock of non-renewable resources (like oil, gas, coal), or whether we should stop using the non-renewable resource before depletion and switch towards the energy substitute? Furthermore, what factors influence the timing of the switch? To answer these questions we suggest to take a combined look at two problems that lie at the heart of modern environmental economics: energy security and the costs of climate change from fossil energy use.

With respect to energy security, we see that fossil fuels represent nearly 80 percent of world primary energy consumption (World Energy Outlook [3]) as it is still cheaper to use non-renewable energy than its renewable counterpart.<sup>1</sup> Since these non-renewable resources are only available in a limited amount we are likely to see their depletion before the 22<sup>nd</sup> century (Shafiee and Topal [13], Schmalensee et al. [11]). It is, therefore, necessary to study when it is optimal to switch towards the more costly renewable

---

<sup>1</sup>The World Energy Outlook suggests that fossil fuels are still expected to account for approximately 85% of energy demand in 2030. Currently, hydropower and ‘new’ renewables (biomass, geothermal, wind, solar, and marine energy) contribute slightly more than 4% to overall energy consumption, with little change in the relative contribution in recent years.

substitute.

In addition, the use of fossil fuels frees sufficiently large amounts of CO<sub>2</sub> to change the global climate through the greenhouse gas effect. The more fossil fuels we use the larger the change in global temperatures and the more uncertainties we will face on our road to a sustainable life on planet earth. One of the most substantial uncertainties comes from an abrupt climate change. Abrupt climate change means that the climate may transform in such a way as to completely alter the face of the earth. For example, abrupt climate change may come from an interruption of the ocean's thermohaline circulation (a part of it being the Gulf Stream). Possible future effects of a change in the ocean's thermohaline circulation are the collapse of the global plankton stocks to less than half their current biomass with drastic consequences for marine ecosystems (Schmittner [12]); sea level rises (Levermann et al. [7]); changes in rainfall patterns like monsoon failures or droughts in Asia and the Sahel region; reductions in the carbon dioxide uptake of the ocean and thus a positive feedback on global warming (Schiermeier [10]). Climate change may also substantially change the Cryosphere, the parts of the planet that consist of ice (Pearce [9]). Apart from the permafrost's interaction with the climate system one worry is the potentially huge, additional amount of greenhouse gases, particularly methane, that might be set free once the permafrost vanishes. At the end of the Permian era 250 million years ago, climate change led to the freeing of methane which is believed to have resulted in the mass extinction of around 70% to 90% of life on the planet (Kennett et al. [6]).

Another potential issue is the melting of Greenland's ice caps that could lead to sea level rises of around six meter.

The current 'solution' is to solve both problems, energy security and the impact of fossil energy on climate change, by substituting to the virtually CO<sub>2</sub>-free alternative energy sources (biomass, geothermal, wind, solar, and marine energy) on a global scale. But in doing so we have to trade off our prosperity and economic growth, both of which currently so uniquely rely on the cheap but limited and exhaustible resources, with the uncertainties of abrupt climate change from an increasing use of these fossil fuels and the effect of higher energy costs once we substitute towards the more costly alternative energies. The problem that we are going to analyze here, in other words, is the trade-off between the level of risk that we are willing to accept and the change in current consumption levels once we switch from the use of fossil energy towards the expensive energy substitute.<sup>2</sup>

To study these trade-offs, an analytical approach requires the following components. Firstly, we need a framework where a planner optimally chooses between the use of polluting non-renewable resources and a costly energy substitute. We need to be able to deal with corner solutions and the non-renewable character of the polluting resource. For this we borrow the basic

---

<sup>2</sup>In addition, whereas coal reserves can be found in nearly every region of the planet, oil and gas reserves are mainly located in the Middle East. This energy dependency of certain regions of the world on other regions is bound to lead to international conflicts on yet unknown scales. Our model can also be used as an ad-hoc analysis of the trade-off between an increasing probability of a large-scale and devastating conflict when society tends closer to the depletion of fossil energy as well as the shift towards alternative energies.

models from Dasgupta and Heal [2], Heal [4], Tahvonen and Salo [14] and Jouvét and Schumacher [5]. In those models, a non-renewable resource and a costly renewable one are perfect substitutes in the production of capital. In that case the authors find that the non-renewable resource should be fully depleted since it only provides a benefit to society.

This result does not need to prevail if we consider the fact that the non-renewable resource is polluting and therefore bears an effect on the probability of catastrophes. We therefore integrate into the model of Jouvét and Schumacher [5] the studies of Tsur and Zemel, who extensively work on endogenous catastrophes (see Tsur and Zemel [15], [16]). Tsur and Zemel [15] assume that the uncertainty derives from the ignorance of the exact pollution level that leads to a catastrophe. In our case, we assume, in line with Tsur and Zemel [16], that the uncertainty derives from the time at which a catastrophe might occur. Tsur and Zemel [16] study, in a framework similar to ours, the effect and size of an optimal Pigouvian tax. Due to the modeling assumptions in Jouvét and Schumacher [5] we are - with respect to our specific questions - able to obtain further analytical results than Zemel and Tsur [16]. The contribution of this article is to advance our understanding of the factors that influence the optimal switching time between resource inputs as well as those factors that impact the size of the non-renewable resource stock left in the ground. Since the first stage of the control problem is similar to the Dasgupta and Heal [2] model, we are unable to fully solve that part for the dynamics of this model. We therefore complement our analysis with



numerical simulations.

Our main results are as follows. In the case where the planner does not include the effect of the non-renewable resource extraction on the probability of a catastrophe, the non-renewable resource will always be fully depleted. In the moment that the planner assumes an effect of fossil fuel use on the probability of a catastrophe, then some non-renewable resources might optimally be left in the ground. The larger the effect of the fossil use on the probability of a catastrophe, the less non-renewable resources will be extracted and the earlier should be the switch to the renewable resource. Richer countries should shift earlier to the energy substitute. Furthermore, even though the sensitivity of the probability of catastrophes varies substantially for some simulations, the planner optimally chooses his extraction path such that the differences in the final discount factor are minimal. The effects on consumption and capital are, however, substantial. This suggests that a planner, in the trade-off between a higher discount rate and consumption, is likely to prefer lower consumption to a higher probability of a catastrophe.

The article is structured as follows. Section 2 introduces the model and solves for the main results. In section 3 we study further questions numerically. The last section 4 concludes.

## 2 The model

We base our analysis on a representative agent approach where the agent maximizes his indefinitely long stream of utility  $u(C)$  that is derived from consumption  $C_t$ . Capital stock  $K_t$  is reduced by consumption but can be increased via production  $F(K_t, R_t + M_t)$ , and production is generated from using capital and energy, where both fossil energy  $R_t$  and alternative energy  $M_t$  may be utilized. Fossil energy comes at a negligible cost from a limited stock  $S_t$ .<sup>3</sup> whereas the production of alternative energy requires the use of capital at a constant per unit cost  $\gamma > 0$ . Assuming constant marginal costs in the production of alternative energy sources may not be very realistic but it does not affect the main results of our analysis (see Chakravorty et al. [1] and Zemel and Tsur [16]). The use of fossil energy increases the probability of abrupt climate changes and thus the lower the stock of fossil fuels (for a given initial stock  $S_0$ ) the higher the probability that a catastrophe may occur. In other words, the stock of non-renewable resources  $S_0$  includes “sleeping” carbon, that, if set free, induces an increase in the probability of a catastrophe. Therefore, the more is extracted the higher the probability of a catastrophe, implying an inverse relationship between the probability of a catastrophe and the amount  $S_t$  left in the ground. We therefore write  $\beta(S_t)$  as the probability of a catastrophe given there is an amount  $S_t$  left in

---

<sup>3</sup>We assume this since from a planner’s perspective the costs of fossil energy are negligible. They may only include extraction and transportation costs that are minimal per unit costs. For a consumer in a decentralized setting, the costs may however be substantially higher and generally include taxes, mark-ups of oligopolistic market structures, etc.

the ground. We are uncertain about when the catastrophe is going to occur.

Our objective function is thus

$$E_{t_0} \left\{ \int_0^T u(C_t) e^{-rt} dt \right\},$$

where  $E$  represents the expectation operator at time  $t = 0$ . Here we assume that the catastrophe occurs at date  $T$  which leads to a complete destruction or to such a disruption in the system that we cannot plan ahead for the time afterwards. We shall rewrite the objective function by making use of a Poisson-type probability. The probability of a catastrophe having occurred at time  $t$  is equal to the c.d.f  $G_t = P(\tau \leq t) = 1 - \Gamma_t$ , where  $\Gamma_t$  is the survival function, which is the c.d.f of no catastrophe having occurred until time  $t$ . Then,  $\Gamma_t = \exp\{-\int_0^t \beta(S_\tau) d\tau\}$ , where  $\beta(S_\tau) = \lim_{\epsilon \downarrow 0} \left( \frac{\Gamma_\tau - \Gamma_{\tau+\epsilon}}{\epsilon \Gamma_\tau} \right)$ . We can then rewrite the expectation as

$$E \left\{ \int_0^T u(C_t) e^{-rt} dt \right\} = \int_0^\infty u(C_t) e^{-rt} e^{-\int_0^t \beta(S_\tau) d\tau} dt.$$

For simplicity we shall denote  $r + \beta(S) = \rho(S)$ . The optimal control problem of the representative agent is then fully described by the following set of equations.

$$\max_{\{C_t, R_t, M_t\}} \int_{t=0}^\infty u(C_t) e^{-\Delta t} dt \quad \text{subject to} \quad (1)$$

$$\left\{ \begin{array}{ll} \dot{K}_t = F(K_t, R_t + M_t) - C_t - \gamma M_t, & \forall t \\ \dot{\Delta}_t = \rho(S_t), & \forall t \\ \dot{S}_t = -R_t, & \forall t \\ R_t, M_t, K_t, C_t, S_t \geq 0, & \forall t, \\ \text{with } K_0, S_0 \text{ given.} & \end{array} \right.$$

The particular assumptions are:

**Assumption 1** *We assume  $F : \mathbb{R}_+^3 \rightarrow \mathbb{R}_+$ ,  $F_K > 0$ ,  $F_R > 0$ , and second derivatives negative, cross derivatives positive. Furthermore, function  $F(K, R + M)$  has constant returns to scale in  $R + M$  and  $K$ .*

The assumption of perfect substitution between non-renewable resources  $R$  and its substitute  $M$  is borrowed from Tahvonen and Salo [14]. Similarly, the assumption of constant returns to scale (CRTS) is widely-used in non-renewable resource models (see e.g. Dasgupta and Heal [2], Heal [4], Tahvonen and Salo [14]). It is clearly a simplifying assumption that allows to specifically focus on the ratio of  $K$  and  $R + M$  as well as on a balanced growth path.<sup>4</sup>

**Assumption 2** *The utility function  $u : \mathbb{R}_+ \rightarrow \mathbb{R}_+$  is at least twice continuously differentiable and has the standard properties of  $u'(C) > 0$ ,  $u''(C) < 0$ ,  $\forall C$ . We assume  $u'(0) = \infty$ .*

---

<sup>4</sup>If one were to introduce labor, then this would not change the main results with respect to the determinants of the switching time and the factors that influence the amount of non-renewable resources that are left in the ground. It would, however, prevent a balanced growth path and lead to a steady state instead. This would then, for example, strengthen the conclusion drawn in Result 3.

The assumption  $u'(0) = \infty$  allows to concentrate on interior solutions only. It corresponds to the assumption that at least a minimum amount of consumption is required for the continuation of the generations.

**Assumption 3** *We assume that the at least twice differentiable discount rate  $\rho(S) : \mathbb{R}_+ \rightarrow \mathbb{R}_{++}$ , has the properties  $\lim_{S \rightarrow S_0} \rho(S) = r > 0$ ,  $\rho'(S) < 0$ ,  $\rho''(S) \geq 0$ ,  $\forall S$ .*

We now study the control problem. We define the optimization problem by introducing the discount factor as another constraint which allows the Hamiltonian to be independent of time and greatly simplifies the analysis.<sup>5</sup> We also neglect time subscripts whenever possible.

The Hamiltonian of this problem writes

$$\mathcal{H} = u(C)e^{-\Delta} + \lambda \dot{K} + \mu \dot{S} - \phi \dot{\Delta}, \quad (2)$$

and the Langrangian with the non-negativity constraints can be written, with slight abuse of notation, as

$$\mathcal{L} = \mathcal{H} + \omega_R R + \omega_M M. \quad (3)$$

---

<sup>5</sup>Throughout the article we use  $x'(y) = x_y = \partial x / \partial y$ ,  $\dot{x} = \partial x / \partial t$ , and  $\hat{x} = \partial x / \partial t / x$ .

First-order conditions then give:

$$u'(C)e^{-\Delta} = \lambda, \quad (4)$$

$$-\lambda F_K = \dot{\lambda}, \quad (5)$$

$$\lambda(F_R - \gamma) + \omega_M = 0, \quad \omega_M M = 0 \quad (6)$$

$$\lambda F_R - \mu + \omega_R = 0, \quad \omega_R R = 0 \quad (7)$$

$$\phi \rho'(S) = \dot{\mu}, \quad (8)$$

$$-u(C)e^{-\Delta} = \dot{\phi}. \quad (9)$$

The transversality condition is

$$\lim_{t \rightarrow \infty} \mathcal{H} = 0,$$

as derived by Michel [8]. We also have  $\lim_{t \rightarrow \infty} \mu S = 0$  and  $\lim_{t \rightarrow \infty} \lambda K = 0$ .

## 2.1 Resource use in transition period

We wish to know how we are going to use the fossil energy and the alternative energy in the transition period. The next results follow from the analysis in Jouvet and Schumacher [5]. We assume, for now, that  $\rho'(S) = 0$ . Making use of the complementary slackness conditions, we see that  $R > 0$  and  $M = 0$  implies  $\lambda F_R = \mu$  and  $F_R < \gamma$ . Thus, if capital and the non-renewable resource exist in sufficient amounts such that  $F_R < \gamma$ , and if  $\lambda \gamma > \mu$ , then  $R > 0$  and

$M = 0$ . Assuming  $R > 0$  and  $M > 0$  implies  $\lambda\gamma = \mu$ , which is only possible at one point in time since  $\hat{\lambda} < 0$  and  $\hat{\mu} = 0$ . Assume  $R = 0$  and  $M > 0$ , then  $F_R = \gamma$  and  $\lambda\gamma < \mu$ . Conclusively, for  $\rho'(S) = 0$ , the fossil energy and the alternative energy may only be used simultaneously at one instant in time. We should then have depleted the non-renewable resource at the point in time when it becomes efficient to use the costly substitute.<sup>6</sup> Allow now for  $\rho'(S) < 0$ . In this case the previous analysis still holds, but since  $\hat{\mu} \neq 0$ , we may have intervals where  $R > 0$  and  $M > 0$ , which then requires  $\mu = \gamma\lambda$ . The previous result,  $R > 0$  and  $M = 0$  if  $\lambda F_R = \mu$  and  $F_R < \gamma$ , still holds. For example, if the change in the probability of a catastrophe given a change in the amount of CO<sub>2</sub> in the atmosphere is very small and future consumption is expected to be low, then changes in  $\mu$  are likely to be small.

If we, therefore, start with the realistic assumption that  $M = 0$  and  $R > 0$ , then  $\lambda F_R = \mu$  and we derive a new Hotelling Rule:

$$\hat{F}_R = F_K + \frac{\rho'(S)}{\rho(S)F_R} \left[ \frac{u(C)}{u'(C)} + \dot{K} - F_R R \right], \quad (10)$$

or simpler

$$\hat{F}_R = F_K + \frac{\rho'(S)\phi}{u'(C)e^{-\Delta}F_R}.$$

The intuition for the last condition is as follows: Hotelling's original rule suggests that the non-renewable resource should be extracted at an amount that equalizes the percentage change in its price with the additional value

---

<sup>6</sup>The proofs are available from the author.

it helps to create in production, as this maximizes the present value of the resource. In our case, the policy maker needs to take into account that this extraction leads to more carbon in the atmosphere which then increases the probability of a catastrophe. Therefore, the policy maker will re-evaluate the price changes of the resource by taking this additional cost of extraction into account. However, if consumption is very low or the marginal product of the resource very high, then the policy maker is likely to put less emphasis on the future possibility of a catastrophe.

Writing  $x = K/R$  and applying Euler's Theorem for functions homogeneous of degree 1 we get  $F(K, R) = Rf(x)$ , and thus we obtain

$$\frac{\dot{x}}{x} = \frac{\eta f(x)}{x} - \frac{\rho'(S)\phi}{u'(C)e^{-\Delta}f''(x)x}, \quad (11)$$

where  $\eta = -\frac{f'(x)[f(x)-xf'(x)]}{xf(x)f''(x)} \in [0, \infty]$  is the elasticity of substitution between capital and energy. Thus,  $\frac{\dot{x}}{x} > 0$  if

$$\eta f(x)f''(x) < \frac{\rho'(S)\phi}{u'(C)e^{-\Delta}}.$$

On the left-hand side we have the variables describing the technological situation, whereas on the right-hand side we find the ones describing preferences. From this we can deduce that  $\frac{\dot{x}}{x} > 0$  if substitution between resources is easy (large  $\eta$ ), or if the capital-resource ratio is very low. Furthermore, if current consumption is low, then we should not care too much about future



consumption. On the converse, if the probability of a catastrophe increases drastically with more carbon in the atmosphere, then  $\frac{\dot{x}}{x} < 0$ .

The growth rates of the shadow prices are given by

$$\frac{\dot{\lambda}}{\lambda} = -F_K < 0, \quad (12)$$

$$\left. \frac{\dot{\mu}}{\mu} \right|_{R>0} = \frac{\rho'(S)}{\rho(S)F_R} \left( \frac{u(C)}{u'(C)} + \dot{K} - F_R R \right) < 0, \quad (13)$$

$$\left. \frac{\dot{\mu}}{\mu} \right|_{R=0} = \frac{\rho'(S)}{\rho(S)} \frac{1}{\lambda F_R + \omega_R} \left( u(C)e^{-\Delta} + \lambda \dot{K} \right) < 0. \quad (14)$$

Clearly, both shadow values are non-negative. If we integrate (9) forward we obtain that  $\phi_t$  gives the prospective value of future utility

$$\phi_t = \int_t^\infty u(C_\tau) e^{-\Delta\tau} d\tau. \quad (15)$$

Similarly, equation (8) gives the prospective future shadow value of the resource stock

$$\mu_t = - \int_t^\infty \phi_\tau \rho'(S_\tau) d\tau > 0. \quad (16)$$

Using the transversality condition  $\lim_{t \rightarrow \infty} \mu_t S_t = 0$  we obtain the condition

$$\lim_{t \rightarrow \infty} -S_t \int_t^\infty \phi_\tau \rho'(S_\tau) d\tau = 0. \quad (17)$$

Conclusively, fossil energy will be fully depleted as long as its value towards utility in the limit is positive. In the case of  $\rho'(S) = 0$ , we have that  $\dot{\mu} = 0$ ,  $\mu > 0$ , wherefore the transversality condition  $\lim_{t \rightarrow \infty} \mu_t S_t = 0$  requires that

$\lim_{t \rightarrow \infty} S_t = 0$ . Thus, as long as the extraction of the non-renewable resource does not increase the probability of a catastrophe, the resource stock will be fully depleted. Assume now that  $\rho'(S) < 0$ . In this case, given that  $\hat{\mu}_t \leq 0$ ,  $\forall t \geq 0$ , we may have  $\lim_{t \rightarrow \infty} \mu_t = 0$ , implying that  $\lim_{t \rightarrow \infty} S_t > 0$  may be optimal (since the transversality condition  $\lim_{t \rightarrow \infty} \mu_t S_t = 0$  can still be satisfied). Thus, the prospect that a lower stock increases the probability of abrupt climate disruptions implies that not all fossil energy should be extracted. The timing here is decisive. The more likely are abrupt climate disruptions for a given change in the fossil stock the faster should be the move to alternative energy sources. Similarly, the better off society is expected to be in the future the sooner should be the change.

In summary, the reason that one switches to the costly substitute without having fully depleted the non-renewable resource is as follows. Imagine that  $\rho'(S)$  is very large. Then the shadow value of the non-renewable resource will be high. In that case, a unit increase in  $S$  will imply a substantial increase to overall welfare since this reduces the probability of a catastrophe substantially. If now the renewable resource is cheap enough and productive enough, then it is more efficient to use the renewable substitute and leave the rest of the non-renewable resource in the ground to prevent a further increase in the probability of a catastrophe. This is also the decisive difference in results between the analysis in Dasgupta and Heal [2], where the non-renewable resource will be either fully depleted at a finite time (in case of a backstop technology) or used forever and depleted in the limit (if there is no

backstop technology).

## 2.2 At the switching time

Assume now we started initially with a situation where  $\lambda_t \gamma > \mu_t$ , such that  $R_t > 0$  and  $M_t = 0$ . Assume furthermore that there exists a point in time when  $\lambda_t \gamma < \mu_t$ , such that  $R_t = 0$  and  $M_t > 0$ , implying that we stop using the fossil fuel and switch to the alternative energy source. Let us denote the switching date as  $t = T$ . At that moment in time we have  $\lambda_T \gamma = \mu_T$ . We also know that  $\mu_T = -\int_T^\infty \phi_\tau \rho'(S_\tau) d\tau > 0$ . Given the analysis in Jouvet and Schumacher [5] we can derive for  $t \geq T$  an explicit solution of  $\phi_t$  in the case of a constant-relative risk aversion (CRRA) utility function and a constant-elasticity of substitution (CES) production function. We shall therefore assume from now on the functional forms  $u(C) = \frac{C^{1-1/\sigma}}{1-1/\sigma}$ , with  $\sigma > 1$  and  $F(K, R + M) = A[\alpha K^\theta + (1 - \alpha)(R + M)^\theta]^{\frac{1}{\theta}}$ , with  $A > 0$ ,  $\alpha(0, 1)$  and  $\theta \in (-\infty, 0]$ .<sup>7</sup> The optimal path for consumption for  $t \geq T$  is then given by

$$C_t = (\Psi - \sigma(\Phi - \rho(S_T)))K_T e^{\sigma(\Phi - \rho(S_T))(t-T)}, \quad (18)$$

with the parameters given by  $\Phi = \alpha A[\alpha + (1 - \alpha)\psi]^{\frac{1-\theta}{\theta}}$ ,  $\Psi = (A[\alpha + (1 - \alpha)\psi]^{\frac{1}{\theta}} - \gamma\psi^{\frac{1}{\theta}})$  and  $\psi = \frac{\alpha}{[(\frac{\gamma}{1-\alpha})A]^{1-\theta} - (1-\alpha)}$ . Interior solutions and existence require  $\gamma < (1 - \alpha)^{\frac{1}{\theta}} A$  and  $\sigma(\Phi - \rho(S_T)) < \Psi$ . Furthermore, the boundedness of the utility functional requires  $(\sigma - 1)(\Phi - \rho(S_T)) - \rho(S_T) < 0$ .

---

<sup>7</sup>We constrain  $\theta$  to the range where energy is an essential input in production.

The constant parameters  $\Phi$  and  $\Psi$  have a clear interpretation.  $\Phi > 0$  is the marginal product of capital, and  $\Psi K > 0$  is net production.

**Lemma 1** *The comparative statics of  $\Phi$  and  $\Psi$  are the same since  $\Phi = \Psi$ .*

The proof 2 is delegated to the Appendix. Lemma 1 allows us to write the comparative statics of  $\Phi$  and  $\Psi$  with respect to  $\gamma$  as follows.

$$\frac{\partial \Psi}{\partial \gamma} = \frac{\partial \Phi}{\partial \gamma} = - \left( \frac{\gamma}{(1-\alpha)A} \right)^{\frac{1}{\theta-1}} \left( \frac{\alpha}{1 - (1-\alpha) \left( \frac{\gamma}{(1-\alpha)A} \right)^{\frac{\theta}{\theta-1}}} \right)^{\frac{1}{\theta}} < 0.$$

This implies that the marginal product of capital is decreasing in the costs of the energy substitute.

We obtain, for  $t = T$ ,

$$u'(C_T)e^{-\Delta_T} \gamma = - \int_T^\infty \rho'(S_T) \int_\tau^\infty u(C_s) e^{-\rho(S_T)(s-T)} ds d\tau, \quad (19)$$

and since  $\rho'(S)$  is constant for  $t \geq T$  given that  $R_t = 0$  for  $t \geq T$ , we can then solve  $\lambda_T \gamma = \mu_T$  and obtain

$$\gamma e^{-\Delta_T} (\Psi - \sigma(\Phi - \rho(S_T)))^{-\frac{1}{\sigma}} K_T^{-\frac{1}{\sigma}} = - \frac{\sigma \rho'(S_T) (\Psi - \sigma(\Phi - \rho(S_T)))^{\frac{\sigma-1}{\sigma}} K_T^{\frac{\sigma-1}{\sigma}}}{(\sigma-1)((\sigma-1)(\Phi - \rho(S_T)) - \rho(S_T))^2}. \quad (20)$$

Equation (20) plays a key role in the following analysis.

The previous analysis allows us to derive the following results. We remind that the following propositions hold under CRRA utility and the CES production function.

**Proposition 1** *The larger the change in the effective discount rate for a change in the stock of non-renewable resources the quicker will the energy substitute be used. In case that the change in the effective discount rate is sufficiently large the non-renewable will never be used.*

**Proof 1** *Both parts of the proposition follow trivially by inspection of equation (20).■*

This result can be understood as follows. Assume, for simplicity, that  $\rho'(S) = 0$ , which implies that there is no effect of resource depletion on the probability of a catastrophe. From the previous analysis we then know that the non-renewable resource will be fully depleted. Take now the other extreme and assume that  $\rho'(S)$  takes a large number. Then from the analysis in section 2.1 we know that the non-renewable resource should never be used. By continuity of the previous result we thus know that for intermediate sensitivities of  $\rho(S)$  we should have  $S_0 > S_\infty > 0$ .

**Proposition 2** *The lower the level of capital the later should be the substitution to the renewable substitute.*

The proof 3 is in the Appendix. Intuitively, a higher  $K_T$  implies a higher shadow value of the fossil resource since it increases the marginal product of the non-renewable resource. On the other hand, a higher  $K_T$  reduces the shadow value of capital since it implies a higher level of consumption at date  $T$ .

One has to keep in mind the limitation of using equation (20) and therefore of Proposition 2. Importantly,  $S_T$  and  $K_T$  are still endogenous functions of the parameters and initial conditions  $S_0$  and  $K_0$ .<sup>8</sup> On the other hand, if  $K_0$  is sufficiently large so that equation (20) is at least satisfied (meaning  $\lambda_0\gamma \geq \mu_0$ ), then we know that the comparative statics apply.

**Proposition 3** *If the effective discount rate is sufficiently large then a higher cost of the energy substitute implies that one should substitute towards the energy substitute later in time since  $\lambda'(\gamma) > 0$  and  $\mu'(\gamma) < 0$ . For a low effective discount rate, a higher cost of the energy substitute implies that  $\lambda'(\gamma) < 0$  and whether the energy substitute is now used earlier or later depends on the relative sensitivity of the shadow values to  $\gamma$ .*

The proof 4 is in the Appendix. Again, we use the following argument here. Assuming that  $\lambda_T\gamma = \mu_T$ , then we know that for a sufficiently high  $\rho$  we have  $\lambda'(\gamma) > 0$  and  $\mu'(\gamma) < 0$ . Conclusively, the higher the costs of the energy substitute the later should it be used. For very high levels of  $\gamma$  we can then conclude that the energy substitute may never be used. For example, in the extreme, for  $\gamma = \infty$ , can see from equation (6) that  $M > 0$  would require  $F_R = \infty$ . Therefore, there will never be a second stage,  $M_t = 0 \forall t$ , and the model will predict a depletion of the non-renewable resource in line with the Dasgupta and Heal [2] analysis. On the converse, for  $\gamma = 0$ , we would

---

<sup>8</sup>Since it is not possible to solve the first stage of the control problem explicitly, it is not possible to fully derive  $S_T$  and  $K_T$ .

directly jump to the second stage of  $M > 0$  and never use the non-renewable resource (assuming  $\rho'(S) > 0$ ).

### 3 Simulations

We now turn to simulate the model in order to answer the following questions numerically: How does the probability of a catastrophe affect the timing of the transition between non-renewable and renewable resources? How does it affect the quantity of the non-renewable resource extracted? What is the effect of even small changes in the probability of an extreme event?

We simulate the model with GAMS for 100 time periods using the CONOPT3 solver. We use the parameter combinations in Table 1. The elasticity  $\alpha = 0.33$  is standard,  $\theta = -4$  implies that energy is an essential input in production.  $\gamma = 1.4$  suggests that it is more costly to convert a unit of capital into energy than to use it in production directly.  $S_0 = 50$  and  $K_0 = 2$  implies that we start with a relative abundance of fossil energy. We use  $\sigma = 1/0.95$ , which is an intertemporal elasticity of substitution less than one.<sup>9</sup>

The endogenous discount rate is modeled according to  $\rho(S_t) = r + \frac{b}{1+ab*S_t}$ , where  $r = 0.01$  is the time preference rate and  $\frac{b}{1+ab*S_t}$  is the probability of

---

<sup>9</sup>Empirical estimates suggest  $\sigma < 1$ , which is problematic in models of endogenous discounting. In our case this would turn  $\mu_t$  negative, which simply does not make sense. To be sure that our results are not driven by our assumption on  $\sigma$ , we used log-utility with initial levels of capital high enough such that consumption always exceeded one. This did not make a difference to the simulation results.

$\alpha$	$S_0$	$K_0$	$\sigma$	$\theta$	$\gamma$	$A$
0.33	50	2	1/0.95	-4	1.4	1

Table 1: The parameters in the simulation

the catastrophe. This probability reaches its maximum at  $b$  for  $S_t = 0$ . In the simulations we change  $b$  over the range

$$b \in \{2\%, 3\%, 4\%, 5\%, 6\%, 7\%, 8\%, 9\%, 10\%, 15\%, 20\%, 25\%, 30\%, 40\%\}.$$

With  $b$  we change  $ab$  in order to normalize  $b/(1 + ab * S_t)$  at 0.01. Therefore, for the initial value of  $S_0 = 50$ , any change in  $b$  goes along with a change in  $ab$  such that  $b/(1 + ab * S_0) = 0.01$ . A higher  $b$  is then associated with a more negative slope. This implies that for any given  $S_t$ , a higher  $b$  (and the associated  $ab$ ) implies a higher probability of a catastrophe. The normalization is necessary to fully compare the different paths. In the simulations we are only going to concentrate on the case of an eventual balanced growth path, and we neglect parameter combinations that lead to declining consumption.

We obtain the following results.

**Result 1** *The larger the probability of an abrupt climate change for a given stock of carbon in the atmosphere the earlier should the substitute be utilized.*

The simulations in Figure 1 show that the higher the probability of a catastrophe for a given stock of the non-renewable resource, the earlier should one stop the extraction. This result seems rather intuitive - since the planner does not want to increase the probability of a catastrophe substantially,



then he should stop the extraction early enough in order to shift towards the energy substitute.

< Figure 1 approximately here >

Given the chosen parameters, this shift occurs rather quickly. For lower values of capital or higher costs of the energy substitute, the extraction period will last longer. Important to see is also that for  $b \geq 0.15$ , the final date of extraction does not change. This is because, given that we normalized the probability of a catastrophe and since extraction is very small, the difference in the final probability of a catastrophe in those cases is small.<sup>10</sup> Thus, the larger the value of  $b$ , or the stronger the impact of climate change on the probability of a catastrophe, the faster should one substitute to the energy substitute and the quicker will the economy be on the balanced growth path (and therefore approach its long-run behavior).

**Result 2** *The larger the probability of an abrupt climate change for a given stock of carbon in the atmosphere the fewer non-renewable resources should be extracted.*

As Figure 2 shows, most resources are extracted if the fossil fuel use has small effects on the probability of the catastrophe.

< Figure 2 approximately here >

---

<sup>10</sup>Furthermore, since the simulation is in discrete time steps, the graph does not show a smooth curve.

However, we see that not all non-renewable resources are extracted for even very small effects of the fossil extraction on the probability of the catastrophe. For example, for  $b = 2\%$ , the stock of the non-renewable resources is still 38.5 when the planner switches to the renewable resources. This implies that the planner is only willing to accept an increase of less than 0.2% on the discount rate while still leaving more than 3/4 of the fossil energy in the ground. For values of  $b$  that lead to larger changes in the probability of a catastrophe we even observe that the planner only extracts around 10% of the possible stock of fossil fuels.

This trade-off between accepting higher risks and extracting virtually costless non-renewable resources is hereby put into an important perspective: A utilitarian planner will generally only accept minimal increases in the effective discount rate. This result is shown in Figure 3. Therefore, in the long-run, we will see that the planner still optimally leaves some stock of the polluting resource in the ground. This stock is higher the stronger its impact on the probability of a catastrophe.

**Result 3** *The policy maker prefers to minimize risk at the expense of higher consumption.*

< Figure 3 approximately here >

Our last result suggests that the planner carefully trades off the possible higher increases in the effective discount rate with increases in the consumption profile. In this sensitivity analysis in Figure 3 we see that the planner

minimizes his impact on the effective discount factor at the expense of higher consumption. In the long-run, as shown in Figure 3, the planner may forgo a considerable amount of consumption in order to keep the risk of abrupt climate change low. In the scenarios considered here, the planner might postpone consumption by roughly thirty years in case the maximal probability of a catastrophe (for  $S_T = 0$ ) changes from two percent to eight percent. Thus, a smaller probability of a catastrophe implies an optimally higher consumption forever. In conclusion, we find that the planner tries to reduce his risk exposure even if this costs him a substantial amount of his consumption.

## 4 Conclusion

In this article we analyzed an economy where both non-renewable and a costly energy resource are perfect substitutes in the production of energy. The extraction of the non-renewable resources implies emissions that lead to increases in the probability of a catastrophe. The costly (but pollution-free) energy substitute is produced from capital via a constant-returns to scale production function. The question addressed is: When should we stop extracting non-renewable resources? Our main results are that, in the case where the planner does not include the effect of the non-renewable resource extraction on the probability of a catastrophe, the non-renewable resource will always be fully depleted. In the moment that the planner assumes an effect of fossil fuel use on the probability of a catastrophe, then some non-

renewable resources might optimally be left in the ground. The larger the effect of the fossil use on the probability of a catastrophe, the less non-renewable resources will be extracted and the earlier should be the switch to the renewable resource. Richer countries should shift earlier to the energy substitute.

Furthermore, even though the probability of catastrophes varies substantially for some simulations, the planner optimally chooses his extraction path such that the differences in the final discount factor are minimal. The effects on consumption and capital are, however, substantial. Therefore, we can conclude that in the trade-off between higher consumption and a higher probability of a catastrophe, even small probability changes are likely to be more important for the planner than larger changes in consumption. This is a rather relevant result for the debate on climate change and should provide a somewhat modified perspective on the debate about the role of discounting in the use of fossil energy.

Obviously, any theoretical model and simulation thereof is bound to be limited to some extent. One should, therefore, only view these models as an abstract tool that may be able to replicate certain intrinsic relationships between decision variables while neglecting others that are hoped to be less important. The analysis presented here is certainly subject to those caveats, too, and it can potentially be refined in several ways.

Firstly, we use a rather simple representation of uncertainty as well as of the impact of a catastrophe. In our model the planner attaches zero

welfare to the state after a catastrophe occurred. We assume this to avoid the Dismal Theorem by Weitzman [17], but also since we simply do not know all the possible implications of a climate catastrophe for our live on earth. A useful extension then would be to model the implication of uncertainty on the post-catastrophe welfare level. Intuitively, one would expect that the higher the probability of the worst state (in our case the zero welfare state), the closer will be the results to our model.

Secondly, our model assumes that all types of non-renewable energy inputs are the same (as are the renewable ones). However, while oil is the most important energy input for transportation, gas is the most important one for heating and coal for electricity production. Though the current coal reserves may be sufficient to keep production going for a considerable further amount of time, the gas reserves may only be sufficient to meet our consumption needs until maybe 2070 while oil may only last until 2050. There are, therefore, important complementarities in the production processes that are ignored in this setup and which should ideally be analyzed in a more disaggregated approach.

Finally, the model is, due to its specification, rather difficult to analyze when it comes to the switching between non-renewable and renewable resources. Especially difficult is the theoretical analysis for the case when both resources may be used at the same time. In the simulations we notice that for increasing consumption profiles, the extraction of the non-renewable resource will stop at a finite point in time while leaving a positive amount of

the non-renewable resource in the ground. This need not be the case if one also focuses on declining consumptions paths. Indeed, in the simulations a declining path of consumption is generally associated with a further use of the non-renewable resource. Unfortunately, due to its complexity, the model does not allow to study this case. If one believes that a declining consumption profile (for example for a high enough cost of the energy substitute or for particularly poor countries) is a realistic possibility, then this should deserve another closer look. This will, however, be difficult within the current model.

## 5 Appendix

**Proof 2** Assume  $\Phi = \Psi$ . This is equivalent to

$$A\alpha \left( \alpha - \frac{(1-\alpha)\alpha}{1-\alpha - \left(\frac{\gamma}{A(1-\alpha)}\right)^{\frac{\theta}{1-\theta}}} \right)^{\frac{1-\theta}{\theta}} = -\gamma \left( \frac{-\alpha}{1-\alpha - \left(\frac{\gamma}{A(1-\alpha)}\right)^{\frac{\theta}{1-\theta}}} \right)^{\frac{1}{\theta}} + A \left( \alpha - \frac{(1-\alpha)\alpha}{1-\alpha - \left(\frac{\gamma}{A(1-\alpha)}\right)^{\frac{\theta}{1-\theta}}} \right)^{\frac{1}{\theta}}.$$

*Simplifying the term inside the largest brackets gives*

$$\alpha - \frac{(1-\alpha)\alpha}{1-\alpha - \left(\frac{\gamma}{A(1-\alpha)}\right)^{\frac{\theta}{1-\theta}}} = \frac{-\alpha \left(\frac{\gamma}{A(1-\alpha)}\right)^{\frac{\theta}{1-\theta}}}{1-\alpha - \left(\frac{\gamma}{A(1-\alpha)}\right)^{\frac{\theta}{1-\theta}}}.$$

Then pulling out the term  $\left(\frac{\gamma}{A(1-\alpha)}\right)^{\frac{\theta}{1-\theta}}$  and dividing by the the brackets in the right-hand-side, leads, after simplification, to no contradiction. ■

**Proof 3** Assume  $\forall t > T$  such that  $\lambda_t \gamma < \mu_t$ , implying  $R_t = 0$  and  $M_t > 0$ . Then at  $t = T$ , we have now that equation (20) holds. By Lemma 1 we can then substitute  $\Phi$  for  $\Psi$  and then define

$$LHS \equiv \gamma e^{-\Delta_T} ((1 - \sigma)\Phi + \sigma\rho(S_T))^{-\frac{1}{\sigma}} K_T^{-\frac{1}{\sigma}}$$

and

$$RHS \equiv -\frac{\sigma\rho'(S_T)((1 - \sigma)\Phi + \sigma\rho(S_T))^{\frac{\sigma-1}{\sigma}} K_T^{\frac{\sigma-1}{\sigma}}}{(\sigma - 1)((\sigma - 1)(\Phi - \rho(S_T)) - \rho(S_T))^2}.$$

We can then easily obtain that  $\frac{\partial LHS}{\partial K_T} < 0$  and  $\frac{\partial RHS}{\partial K_T} > 0$ . ■

**Proof 4** We will again make use of equation (20). Comparative statics with respect to  $\gamma$  give

$$\frac{\partial LHS}{\partial \gamma} = \frac{e^{-\Delta_T} K_T^{-1/\sigma} (\sigma\rho(S_T) + \Phi(\gamma) - \sigma\Phi(\gamma))^{-\frac{1+\sigma}{\sigma}} (\sigma(\sigma\rho(S_T) + \Phi(\gamma) - \sigma\Phi(\gamma)) + \gamma(-1 + \sigma)\Phi'(\gamma))}{\sigma}.$$

We find that  $\frac{\partial LHS}{\partial \gamma} > 0$  if

$$\rho(S_T) > \left(\frac{\gamma}{A(1-\alpha)}\right)^{\frac{\theta}{\theta-1}} \left(\frac{\alpha}{1 - (1-\alpha)\left(\frac{\gamma}{A-A\alpha}\right)^{-\frac{\theta}{1+\theta}}}\right)^{\frac{1}{\theta}} \frac{A(\sigma-1)}{\sigma^2} \left(\sigma\left(\frac{\gamma}{A(1-\alpha)}\right)^{\frac{\theta}{1-\theta}} - (1-\alpha)(\sigma-1)\right).$$

We also obtain

$$\frac{\partial RHS}{\partial \gamma} = -K^{-\frac{1+\sigma}{\sigma}} (1 + \sigma)(\sigma\rho(S_T) + \Phi(\gamma) - \sigma\Phi(\gamma))^{-2-\frac{1}{\sigma}} \rho'[S]\Phi'(\gamma) < 0.$$

Since the left-hand side is increasing for a sufficiently high effective discount rate and the right-hand side is strictly decreasing, then proposition 3 follows immediately. ■

## References

- [1] U. Chakravorty, J. Roumasset, and K. Tse. Endogenous Substitution among Energy Resources and Global Warming. *Journal of Political Economy*, 105(6):1201–1234, 1997.
- [2] P. Dasgupta and G. Heal. The Optimal Depletion of Exhaustible Resources. *The Review of Economic Studies*, 41:3–28, 1974.
- [3] J. Goldemberg, editor. *World Energy Outlook 2004*. International Energy Agency, 2004.
- [4] G. Heal. The relationship between price and extraction cost for a resource with a backstop technology. *The Bell Journal of Economics*, 7(2):371–378, 1976.
- [5] P.-A. Jouvét and I. Schumacher. Sustainability, resource substitution in energy inputs and learning. Hal working papers, Jan. 2009.
- [6] J. Kennett, K. Cannariato, I. Hendy, and R. Behl. Methane Hydrates in Quaternary Climate Change: The Clathrate Gun Hypothesis. *Science*, 2003.



- [7] A. Levermann, A. Griesel, M. Hofmann, M. Montoya, and S. Rahmstorf. Dynamic sea level changes following changes in the thermohaline circulation. *Climate Dynamics*, 24(4):347–354, 2005.
- [8] P. Michel. On the transversality condition in infinite horizon optimal problems. *Econometrica*, 50(4):975–85, July 1982.
- [9] F. Pearce. Climate warning as Siberia melts. *New Scientist*, 187(2512):12, 2005.
- [10] Q. Schiermeier. Climate change: A sea change. *Nature*, 439(7074):256, 2006.
- [11] R. Schmalensee, T. Stoker, and R. Judson. World Carbon Dioxide Emissions: 1950-2050. *Review of Economics and Statistics*, 80(1):15–27, 1998.
- [12] A. Schmittner. Decline of the marine ecosystem caused by a reduction in the Atlantic overturning circulation. *Nature*, 434(7033):628–633, 2005.
- [13] S. Shafiee and E. Topal. When will fossil fuel reserves be diminished? *Energy Policy*, 37(1):181–189.
- [14] O. Tahvonen and S. Salo. Economic growth and transitions between renewable and nonrenewable energy resources. *European Economic Review*, 45(8):1379–1398, 2001.

- [15] Y. Tsur and A. Zemel. Accounting for global warming risks: Resource management under event uncertainty. *Journal of Economic Dynamics and Control*, 20(6-7):1289–1305, 1996.
- [16] Y. Tsur and A. Zemel. Regulating environmental threats. *Environmental & Resource Economics*, 39(3):297–310, 2008.
- [17] M. Weitzman. On modeling and interpreting the economics of catastrophic climate change. *The Review of Economics and Statistics*, 91:1–19, 2009.

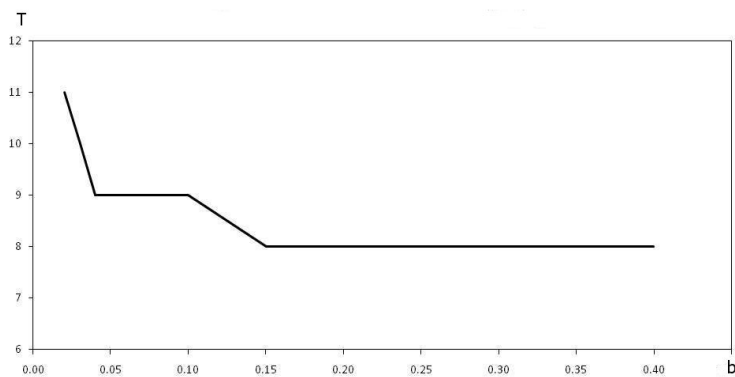


Figure 1: Final date of non-renewable resource use for changing  $b$

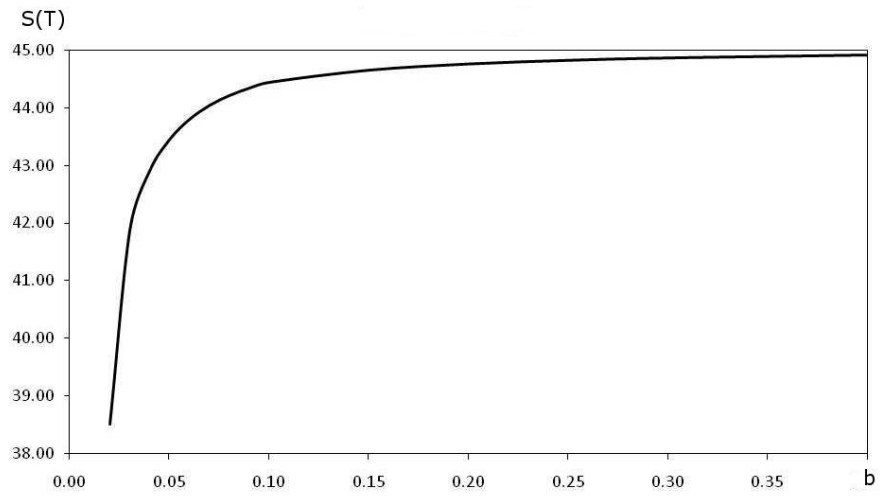


Figure 2: Terminal stock of non-renewable resources for changing  $b$

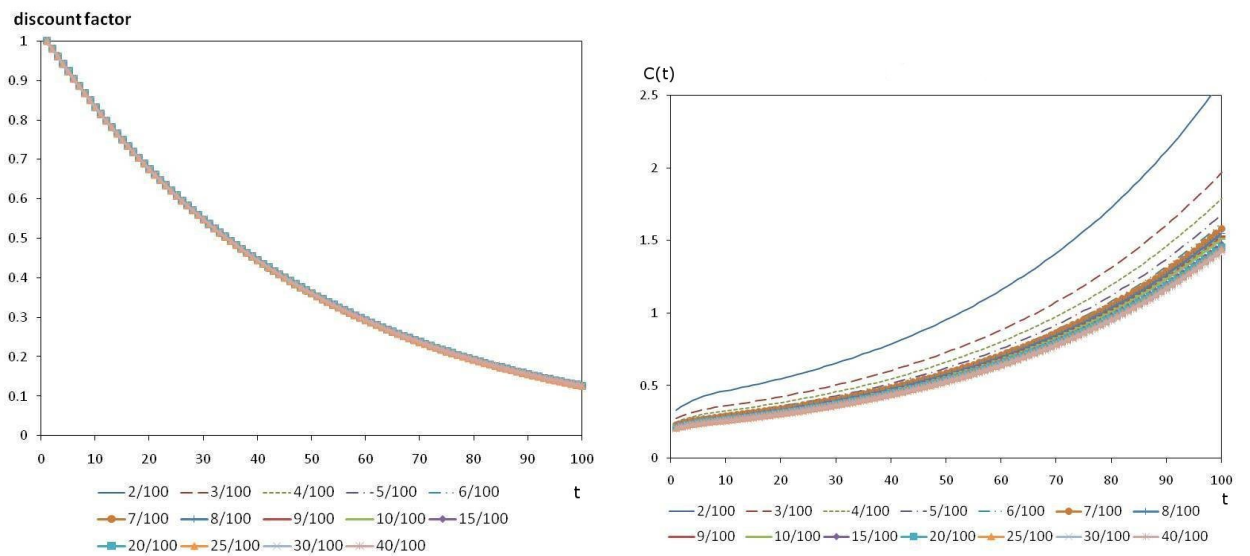


Figure 3: Discount Factor and consumption profile for different  $b$